

KAWAJUN

InteriorHardware





KAWAJUN

Realization possible because it is KAWAJUN

This is our art, backed by more than 65 years of history, reliable technique and a determination to our craftsmanship.

KAWAJUN offers design-oriented interior hardware products for sophisticated residential spaces.

Boasting sophisticated design and unrivaled quality, KAWAJUN's decorative interior hardware products have built a loyal worldwide base of customers who recognize our commitment to maintaining standards that far exceed the norm. We select only the best materials available, manufacturing and finishing them with meticulous craftsmanship.

KAWAJUN products are designed to be both aesthetically striking, universally practical and convenient. We continue to deliver the level of quality demanded by the increasingly individualized market for decorative interior hardware.



About Us

The top quality of KAWAJUN brands is the result of thorough and intensive production management at our manufacturing center.

Our customer-centric approach is epitomized at our Imaichi Technical Center, where a wide variety of operations from production to quality assurance to distribution take place.

Our focus is not only on the management of quality and speed, but also on maintaining an “intelligent” manufacturing center whose flexible production methods meet the need for individualization and diversification.

We continue to provide products of unrivaled quality through seamless operations, information sharing and intensive assurance efforts to maintain and further improve our competitiveness in cost and quality.

KAWAJUN Industry, our manufacturing division in Tokyo, responds to the needs of our customers quickly and flexibly.

KAWAJUN Industry has perfected our production management system over the last 40 years. We have taken our quality assurance to the next level by examining each step of our production process, from polishing to plating to surface finish. We are committed to provide products of the highest possible quality in terms of resistance to wear and tear, corrosion, harsh environment and high degree of adherence.

We continue to invest heavily in research and development in areas ranging from finish color management to new color development.
(ISO 9001 Certified Plant)



PA-58 **int**

Material: Aluminium
Application Size: 30-1,800mm

L Measurement	Stain Color Hairline	Dark Bronze	Number of Screw Holes	P Measurement
30	PA-58-Z30	PA-58-4Q30	2	18
60	PA-58-Z60	PA-58-4Q60	2	40
150	PA-58-Z150	PA-58-4Q150	2	130
300	PA-58-Z300	PA-58-4Q300	3	140
800	PA-58-Z800	PA-58-4Q800	5	195
1200	PA-58-Z1200	PA-58-4Q1200	5	295
1800	PA-58-Z1800	PA-58-4Q1800	9	222.5

L Measurement	Number of Screw Holes	L Measurement	Number of Screw Holes
30-49	2	900-999	5
50-99	2	1000-1099	5
100-199	2	1100-1199	5
200-299	2	1200-1299	7
300-399	3	1300-1399	7
400-499	3	1400-1499	7
500-599	3	1500-1599	9
600-699	5	1600-1699	9
700-799	5		
800-899	5		


How to Calculate P Measurement

- If L is 49 mm or less: $(L - 12) / (\text{Number of Screw Holes} - 1)$
- If L is 50 mm or more: $(L - 20) / (\text{Number of Screw Holes} - 1)$
- The dispatch time for this product is 2 weeks.

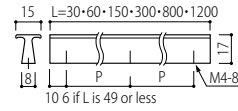
int For internal door use only



Closet



Kitchen



18



Stain Color Hairline / **Z**



Dark Bronze / **4Q**



Chrome



Satin Nickel



Dark Umber

The low-profile door catch secures the door with a simple push and releases with a second push.

Door Catcher

Material: Zinc Die Casting

AC-784 **int**

Chrome	AC-784-XC
Satin Nickel	AC-784-XN
Dark Umber	AC-784-4Q

- Cannot be used for doors with a raised frame at the bottom.
- The space under the door must be between 10 to 20 mm.



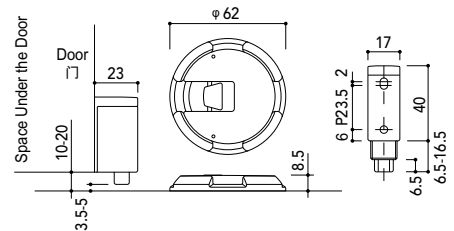
Common Options

Carpet Base

Adapter for carpeted floors

Set Includes: 3mm × 2, 15mm × 2

AC-775





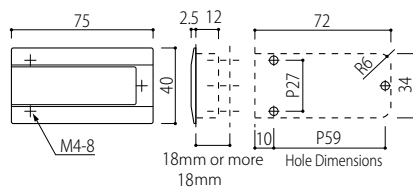
Chrome



Satin Nickel



Pearl Black



PC-397 **int**

Material: Zinc Die Casting
Door Thickness: 18mm or more

Standard Finish

- XC Chrome
- XN Satin Nickel
- GQ Pearl Black



Customizable Finish

- XG Gold Plated
- 4Q Dark Umber
- XD Mirror Nickel
- LQ Shot Champagne Gold
- MQ Shot Nickel
- KQ Shot Gold
- NQ Shot Chrome
- PQ Shot Black
- 8Q Mirror Black
- XH Satin Gold
- XA Satin Black



int For internal door use only

